

Cass County Treasurer's Report

February
2020

**THE CASS COUNTY TREASURER'S REPORT OF RECEIPTS
FOR THE MONTH OF FEBRUARY, 2020**

Source	2019	2020	
Justice of Peace #1	15,623.53	12,584.03	
Justice of Peace #2	4,307.35	3,644.15	
Justice of Peace #3	10,346.31	23,663.80	
Justice of Peace #4	6,963.80	-	
Constables	2,936.69	2,480.51	
County Clerk	26,007.00	27,092.29	
District Clerk	19,822.28	24,448.19	* * * *
Cass County Sheriff	795.00	935.00	
Tax Collector	5,120,445.32	4,440,223.57	
State of Texas	4,763.22	22,694.38	
State of Texas Reimb	40,230.66	21,562.17	
Forfeiture/Seizures	-	-	
U.S. Treasury	-	-	
Interest	21,051.12	16,022.59	
Royalties	-	565.06	
Cass County Park	1,583.08	-	
Sales	268,045.80	475.20	
Miscellaneous	12,435.81	5,239.00	
Miscellaneous Reimb	3,828.41	4,460.18	
Transferred Funds	649,340.78	-	
Sub-Total	6,208,526.16	4,606,090.12	
AIP Program	-	-	
DOEP	-	-	
Juvenile Probation	22,360.00	45,189.00	
Adult Probation	24,618.72	25,399.44	
Others/Miscellaneous	7,322.50	7,421.50	
State/Others	9,882.00	85,699.03	
CDA Discretionary	30.00	60.00	
Sub-Total	64,213.22	163,768.97	
Grand Total	6,272,739.38	4,769,859.09	

NET SALARY **361,271.05** **374,350.46**

* * * * July 2019 Report

RESPECTFULLY SUBMITTED,

Donna Early-ar

DONNA EARLY
CASS COUNTY TREASURER

**THE CASS COUNTY TREASURER'S REPORT
OF RECEIPTS AND DISBURSEMENTS
FOR THE MONTH OF FEBRUARY, 2020**

FUND	BEG. BAL.	RECEIVED	DISBURSED	BALANCE
General	5,152,186.75	8,790,701.55	6,088,568.05	7,854,320.25
Jury Fund	(248,544.99)	175,384.24	29,294.82	(102,455.57)
Main R & B	143,370.39	800,684.29	23,130.32	920,924.36
H.A.V.A.	5,413.44	6.41	-	5,419.85
TOBACCO SETTLEMENT	1,048,284.89	1,559.88	-	1,049,844.77
R & B 1	838,484.16	1,600.12	35,647.18	804,437.10
R & B 2	526,634.30	868.52	34,455.72	493,047.10
R & B 3	307,819.17	1,678.66	31,601.08	277,896.75
R & B 4	422,300.12	1,441.54	28,490.43	395,251.23
CC PARK	(979.66)	1,327.85	635.00	(286.81)
FEDERAL ROAD IMPROVMT	1,850.38	2.19	-	1,852.57
LINDEN ENTERPRISE FUND	24.19	0.02	-	24.21
FEDERAL IMPROVMT 0711037	0.47	-	-	0.47
FEMA DR-1999 TX 2011 WF	10.15	0.01	-	10.16
BEAR CREEK FMAG 2965-2011	4,320.70	5.12	-	4,325.82
TEXAS CDBG CONT. 713069	9.92	0.01	-	9.93
TEXAS CDBG CONT. 7216247	493.34	0.58	-	493.92
LAW LIBRARY	(25,257.03)	1,350.00	2,953.80	(26,860.83)
CDA ESCROW	322.36	0.38	-	322.74
CDA FORFEITURE	41,663.92	40.32	827.65	40,876.59
TEXAS HISTORICAL GRANT	27,917.83	26.57	-	27,944.40
VSO DONATIONS FUND	866.90	0.85	212.45	655.30
ARK LA TEX SEIZ/FORFT	(268.45)	-	-	(268.45)
CDA FEDERAL FORFEITURE	22,209.90	23.26	-	22,233.16
SHERIFF FED FORFT	4,492.04	5.32	-	4,497.36
HOME GRANT PROJECTS 2017	18,672.71	21.04	2,291.00	16,402.75
E.O. FERAL HOG ABATEMENT PGM	(6,995.00)	400.00	253.03	(6,848.03)
CTIF 01-034 TXDOT GRANT	752.59	0.89	-	753.48
FEMA 4269	538.43	0.63	-	539.06
RIGHT OF WAY	120,743.62	2,579.49	-	123,323.11
FORESTRY FUND	771,077.92	709.68	9,416.00	762,371.60
COMBINED I & S- SERIES 2015	576,571.00	630,936.77	796,750.00	410,757.77
CONST & RENOVATION	19,250.41	23.79	-	19,274.20
I & S 2016	114,353.94	89,181.49	9,982.50	193,552.93
PAYROLL	12,035.80	-	-	12,035.80
SUB TOTAL	9,900,626.61	10,500,561.47	7,094,509.03	13,306,679.05
JUVENILE PROB	350,107.92	81,932.92	37,983.19	394,057.65
ADULT PROB	275,269.70	34,880.80	40,775.84	269,374.66
SATP TRACK III	18,580.58	-	9,340.86	9,239.72
COMM SVC RESTITUTION	8,348.23	-	5,020.70	3,327.53
AIP PROGRAM	(36,418.79)	-	-	(36,418.79)
MENTAL HEALTH INT. PRG.	3,786.57	-	8,683.02	(4,896.45)
CIVIL CHILD SUPPORT PRG.	78,283.59	1,017.00	328.07	78,972.52
HIGH RISK TREATMENT PRG	9,131.97	-	10,025.20	(893.23)
AGGRESSIVE BEHAVIOR PRG. 4	-	-	-	-
DRUG COURT	(51,420.82)	53,699.20	24,476.22	(22,197.84)
VETERANS PROGRAM	16,819.95	1,680.00	-	18,499.95
PRE-TRAIL DIVERSION	5,861.20	-	2,815.52	3,045.68
INDIGENT DEFENSE	42,194.23	50.01	-	42,244.24
TASK FORCE	927.42	1.09	-	928.51
TASK FORCE PI	44,902.50	42.79	-	44,945.29
CDA STATE FUNDS	4,550.64	9,171.70	1,368.15	12,354.19
CDA DISCRETIONARY	8,080.12	69.53	110.32	8,039.33
SUB TOTAL	779,005.01	182,545.04	140,927.09	820,622.96
GRAND TOTAL	10,679,631.62	10,683,106.51	7,235,436.12	14,127,302.01

RESPECTFULLY SUBMITTED

Donna Early-a

DONNA EARLY
CASS COUNTY TREASURER

**THE CASS COUNTY TREASURER'S REPORT
OF RECEIPTS AND DISBURSEMENTS
FOR THE MONTH OF FEBRUARY, 2020**

CERTIFICATION

WE, THE UNDERSIGNED, certify that we have actually and fully inspected and counted all actual cash and assets in the hands of said Treasurer for the period beginning February 1, 2020 and ending February 29, 2020, and find the same to be true and correct, and order same to be entered upon the minutes of said court as required by Local Government Code, Sec. 114.026.

WITNESS OUR HAND, OFFICIALLY THIS 26TH DAY OF MAY, 2020.



COMMISSIONER, PRECINCT 1



COMMISSIONER, PRECINCT 3



COMMISSIONER, PRECINCT 2




COMMISSIONER, PRECINCT 4



COUNTY JUDGE

SWORN TO AND SUBSCRIBED BY EACH OF THE ABOVE; RESPECTIVELY, THIS 26TH DAY OF
MAY, 2020.



COUNTY CLERK



ACCOUNT NAME	BEGINNING CASH BALANCE	CASH RECEIPTS	CASH DISBURSEMENTS	ENDING CASH BALANCE
2020 010 GENERAL FUND				
CASH	206,175.84	4,783,261.44	5,088,568.05-	99,130.77-
CASH-OPERATING	.00	.00	.00	.00
RECEIVABLES	.00	.00	.00	.00
TEXPOOL INVESTMENTS	156,987.99	198.47	.00	157,186.46
CD INVESTMENT	.00	.00	.00	.00
GB MONEY MARKET	.00	.00	.00	.00
STATE BANK MONEY MARKET	2,381,210.06	4,003,346.59	1,000,000.00-	5,384,556.65
LAND,BUILDINGS & IMPROVEMENTS	.00	.00	.00	.00
EQUIPMENT,FURNITURE&FIXTURES	.00	.00	.00	.00
TCLASS MONEY MARKET	2,252,819.58	2,869.94	.00	2,255,689.52
TEXANA BANK CD	154,993.28	1,025.11	.00	156,018.39
FUND TOTALS	<u>5,152,186.75</u>	<u>8,790,701.55</u>	<u>6,088,568.05-</u>	<u>7,854,320.25</u>
2020 011 DIST & CO COURT LAW FUND				
CASH-DIST & CO COURT LAW	248,544.99-	175,384.24	29,294.82-	102,455.57-
CASH-OPERATING	.00	.00	.00	.00
C D INVESTMENT	.00	.00	.00	.00
RECEIVABLES	.00	.00	.00	.00
TEXPOOL INVESTMENTS	.00	.00	.00	.00
CD INVESTMENT	.00	.00	.00	.00
MAIN GB MONEY MARKET	.00	.00	.00	.00
STATE BANK MONEY MARKET	.00	.00	.00	.00
FUND TOTALS	<u>248,544.99-</u>	<u>175,384.24</u>	<u>29,294.82-</u>	<u>102,455.57-</u>
2020 012 MAIN ROAD & BRIDGE				
CASH-MAIN R&B OPERATING	143,370.39	800,684.29	23,130.32-	920,924.36
CASH OPERATING	.00	.00	.00	.00
C D INVESTMENT	.00	.00	.00	.00
RECEIVABLES	.00	.00	.00	.00
INVESTMENTS	.00	.00	.00	.00
CD INVESTMENT	.00	.00	.00	.00
MAIN GB MONEY MARKET	.00	.00	.00	.00
STATE BANK MONEY MARKET	.00	.00	.00	.00
TCLASS MONEY MARKET	.00	.00	.00	.00
FUND TOTALS	<u>143,370.39</u>	<u>800,684.29</u>	<u>23,130.32-</u>	<u>920,924.36</u>
2020 013 H. A. V. A.				
CASH	5,413.44	6.41	.00	5,419.85
CASH-OPERATING	.00	.00	.00	.00
RECEIVABLES	.00	.00	.00	.00
TEXPOOL INVESTMENTS	.00	.00	.00	.00
INVESTMENTS	.00	.00	.00	.00
FUND TOTALS	<u>5,413.44</u>	<u>6.41</u>	<u>.00</u>	<u>5,419.85</u>
2020 014 TOBACCO SETTLEMENT				
TOBACCO SETTLEMENT	.00	.00	.00	.00
CASH	17,749.14	21.03	.00	17,770.17
CASH-OPERATING	.00	.00	.00	.00
C.D. INVESTMENT	.00	.00	.00	.00
RECEIVABLES	.00	.00	.00	.00
TEXPOOL INVESTMENTS	59,169.97	74.78	.00	59,244.75
TOBACCO SETTLEMENT INVEST	.00	.00	.00	.00
GB MONEY MARKET	.00	.00	.00	.00
MAIN RR CD	249,614.21	543.90	.00	250,158.11
STATE BANK MONEY MARKET	472,967.37	426.09	.00	473,393.46

ACCOUNT NAME	BEGINNING CASH BALANCE	CASH RECEIPTS	CASH DISBURSEMENTS	ENDING CASH BALANCE
2020 015 BEAR CK DISASTER DONATION				
CASH-BEAR CK DISASTER DONATION	.00	.00	.00	.00
RECEIVABLES	.00	.00	.00	.00
FUND TOTALS	.00	.00	.00	.00
2020 016 JUVENILE PROBATION				
CASH - JUVENILE PROBATION	4,399.73	81,568.14	37,983.19	47,984.68
OPERATING	.00	.00	.00	.00
C D INVESTMENT	.00	.00	.00	.00
RECEIVABLES	146,941.01	185.72	.00	147,126.73
TEXPOOL INVESTMENTS	.00	.00	.00	.00
CD INVESTMENT	.00	.00	.00	.00
GB MONEY MARKET	198,767.18	179.06	.00	198,946.24
STATE BANK MONEY MARKET	350,107.92	81,932.92	37,983.19	394,057.65
FUND TOTALS	63,772.40	34,607.00	40,775.84	57,603.56
2020 017 ADULT PROBATION				
CASH OPERATING-ADULT	.00	.00	.00	.00
OPERATING	.00	.00	.00	.00
C D INVESTMENT	.00	.00	.00	.00
RECEIVABLES	111,563.03	141.00	.00	111,704.03
TEXPOOL INVESTMENTS	.00	.00	.00	.00
CD INVESTMENT	.00	.00	.00	.00
GB MONEY MARKET	99,934.27	132.80	.00	100,067.07
STATE BANK MONEY MARKET	275,269.70	34,880.80	40,775.84	269,374.66
FUND TOTALS	.00	.00	.00	.00
2020 018 CASS CO RESTITUTION CENTER				
RESTITUTION CENTER	.00	.00	.00	.00
CASH OPERATING-RESTITUTION CEN	.00	.00	.00	.00
OPERATING	.00	.00	.00	.00
RECEIVABLES	.00	.00	.00	.00
TEXPOOL INVESTMENTS	.00	.00	.00	.00
C D INVESTMENT	.00	.00	.00	.00
CD INVESTMENT	.00	.00	.00	.00
FUND TOTALS	18,580.58	.00	9,340.86	9,239.72
2020 019 SATP TRACK III				
CASH	.00	.00	.00	.00
CASH-OPERATING	.00	.00	.00	.00
RECEIVABLES	.00	.00	.00	.00
CD INVESTMENTS	.00	.00	.00	.00
GB MONEY MARKET	.00	.00	.00	.00
STATE BANK MONEY MARKET	18,580.58	.00	9,340.86	9,239.72
FUND TOTALS	8,348.23	.00	5,020.70	3,327.53
2020 020 COMMUNITY SVC RESTITUTION				
CASH OPERATING-CSR	.00	.00	.00	.00
OPERATING	.00	.00	.00	.00
RECEIVABLES	.00	.00	.00	.00
CD INVESTMENTS	.00	.00	.00	.00

ACCOUNT NAME	BEGINNING CASH BALANCE	CASH RECEIPTS	CASH DISBURSEMENTS	ENDING CASH BALANCE
2020 021 ROAD AND BRIDGE #1				
CASH-ROAD & BRIDGE#1 OPERATING	10,238.21	614.20	35,647.18	24,794.77
CASH-OPERATING	.00	.00	.00	.00
C D INVESTMENT	.00	.00	.00	.00
RECEIVABLES	.00	.00	.00	.00
TEXPOOL INVESTMENTS	85,669.50	108.27	.00	85,777.77
CD INVESTMENT	.00	.00	.00	.00
MAIN GB MONEY MARKET	.00	.00	.00	.00
STATE BANK MONEY MARKET	183,162.30	165.01	.00	183,327.31
TCLASS MONEY MARKET	559,414.15	712.64	.00	560,126.79
FUND TOTALS	838,484.16	1,600.12	35,647.18	804,437.10
2020 022 ROAD AND BRIDGE #2				
CASH-ROAD & BRIDGE#2 OPERATING	10,212.48	306.00	34,455.72	23,937.24
CASH-OPERATING	.00	.00	.00	.00
C D INVESTMENT	.00	.00	.00	.00
RECEIVABLES	.00	.00	.00	.00
TEXPOOL INVESTMENTS	95,828.33	121.11	.00	95,949.44
CD INVESTMENT	.00	.00	.00	.00
GB MONEY MARKET	.00	.00	.00	.00
STATE BANK MONEY MARKET	253,015.94	227.94	.00	253,243.88
TCLASS MONEY MARKET	167,577.55	213.47	.00	167,791.02
FUND TOTALS	526,634.30	868.52	34,455.72	493,047.10
2020 023 ROAD AND BRIDGE #3				
CASH - ROAD & BRIDGE #3 OPER	10,467.77	1,381.00	31,601.08	19,752.31
CASH-OPERATING	.00	.00	.00	.00
C D INVESTMENT	.00	.00	.00	.00
RECEIVABLES	.00	.00	.00	.00
TEXPOOL INVESTMENTS	28,405.33	35.90	.00	28,441.23
CD INVESTMENT	.00	.00	.00	.00
GB MONEY MARKET	.00	.00	.00	.00
STATE BANK MONEY MARKET	216,728.65	195.24	.00	216,923.89
TCLASS INVESTMENT POOL	52,217.42	66.52	.00	52,283.94
FUND TOTALS	307,819.17	1,678.66	31,601.08	277,896.75
2020 024 ROAD AND BRIDGE #4				
CASH-ROAD & BRIDGE#4 OPERAT.	10,170.81	1,033.00	28,490.43	17,286.62
CASH-OPERATING	.00	.00	.00	.00
C D INVESTMENT	.00	.00	.00	.00
RECEIVABLES	.00	.00	.00	.00
TEXPOOL INVESTMENTS	81,215.57	102.64	.00	81,318.21
CD INVESTMENT	.00	.00	.00	.00
MAIN GB MONEY MARKET	.00	.00	.00	.00
STATE BANK MONEY MARKET	310,026.90	279.30	.00	310,306.20
TCLASS INVESTMENT POOL	20,886.84	26.60	.00	20,913.44
FUND TOTALS	422,300.12	1,441.54	28,490.43	395,251.23
2020 025 AIP PROGRAM				
CASH-OPERATING	36,418.79	.00	.00	36,418.79
CD INVESTMENTS	.00	.00	.00	.00
RECEIVABLES	.00	.00	.00	.00

ACCOUNT NAME	BEGINNING CASH BALANCE	CASH RECEIPTS	CASH DISBURSEMENTS	ENDING CASH BALANCE
2020 026 CASS COUNTY RESOURCE RECOVERY				
CASS CO. RESOURCE REC/ CASH	.00	.00	.00	.00
CASH - OPERATING	.00	.00	.00	.00
RECEIVABLES	.00	.00	.00	.00
INVESTMENTS	.00	.00	.00	.00
FUND TOTALS	36,418.79-	.00	.00	36,418.79-
2020 027 COUNTY CLERK ARCHIVE FUND				
PRESERVATION- CASH ACCT.	.00	.00	.00	.00
CASH - OPERATING	.00	.00	.00	.00
FUND TOTALS	.00	.00	.00	.00
2020 028 CASS COUNTY PARK				
CASS COUNTY PARKS	979.66-	1,327.85	635.00-	286.81-
CASH OPERATING - CC PARKS	.00	.00	.00	.00
CASH-OPERATING	.00	.00	.00	.00
INVESTMENTS	.00	.00	.00	.00
FUND TOTALS	979.66-	1,327.85	635.00-	286.81-
2020 029 FEDERAL-ROAD IMPROVMT 0710197				
CASH-	1,850.38	2.19	.00	1,852.57
CASH OPERATING	.00	.00	.00	.00
RECEIVABLES-ROAD IMPROVEMENT	.00	.00	.00	.00
INVESTMENTS-ROAD IMPROV	.00	.00	.00	.00
FUND TOTALS	1,850.38	2.19	.00	1,852.57
2020 030 LINDEN ENTERPRISE FUND				
CASH	24.19	.02	.00	24.21
CASH-OPERATING	.00	.00	.00	.00
INVESTMENTS	.00	.00	.00	.00
CD INVESTMENTS	.00	.00	.00	.00
MONEY MARKET GB	.00	.00	.00	.00
STATE BANK MONEY MARKET	.00	.00	.00	.00
FUND TOTALS	24.19	.02	.00	24.21
2020 031 EMG WATERSHED AG-7442-C-110010				
CASH	.00	.00	.00	.00
CASH - OPERATING	.00	.00	.00	.00
RECEIVABLES	.00	.00	.00	.00
INVESTMENTS-ROAD IMPROVEMENT	.00	.00	.00	.00
INVESTMENTS	.00	.00	.00	.00
FUND TOTALS	.00	.00	.00	.00
2020 032 FEDERAL IMPROVEMENT 0711037				
CASH	.47	.00	.00	.47
CASH - OPERATING	.00	.00	.00	.00
RECEIVABLES	.00	.00	.00	.00
INVESTMENTS	.00	.00	.00	.00
INVESTMENTS	.00	.00	.00	.00
FUND TOTALS	.47	.00	.00	.47
2020 033 SATT PROGRAM				
CASH	.00	.00	.00	.00

ACCOUNT NAME	BEGINNING CASH BALANCE	CASH RECEIPTS	CASH DISBURSEMENTS	ENDING CASH BALANCE
CD INVESTMENTS	.00	.00	.00	.00
RECIEVABLES	.00	.00	.00	.00
INVESTMENTS	.00	.00	.00	.00
CD INVESTMENTS	.00	.00	.00	.00
FUND TOTALS	.00	.00	.00	.00
2020 034 MENTAL HEALTH INITIATIVE PRG				
CASH	3,786.57	.00	8,683.02	4,896.45
CASH-OPERATING	.00	.00	.00	.00
CD INVESTMENTS	.00	.00	.00	.00
RECIEVABLES	.00	.00	.00	.00
INVESTMENTS	.00	.00	.00	.00
CD INVESTMENTS	.00	.00	.00	.00
MONEY MARKET GB	.00	.00	.00	.00
STATE BANK MONEY MARKET	.00	.00	.00	.00
FUND TOTALS	3,786.57	.00	8,683.02	4,896.45
2020 035 CIVIL CHILD SUPPORT PROGRAM				
CASH	30,783.59	1,017.00	328.07	31,472.52
CASH-OPERATING	.00	.00	.00	.00
CD INVESTMENTS	.00	.00	.00	.00
RECIEVABLES	.00	.00	.00	.00
CD INVESTMENTS	.00	.00	.00	.00
GB MONEY MARKET	.00	.00	.00	.00
STATE BANK MONEY MARKET	.00	.00	.00	.00
FUND TOTALS	47,500.00	1,017.00	328.07	47,500.00
	78,283.59			78,972.52
2020 036 FEMA DR-1999-TX 2011 WILDFIRES				
CASH	10.15	.01	.00	10.16
CASH-1999 FEMA WILDFIRES	.00	.00	.00	.00
CASH-OPERATING	.00	.00	.00	.00
RECEIVABLES	.00	.00	.00	.00
INVESTMENTS	.00	.00	.00	.00
INTEREST DISTRIBUTION	.00	.00	.00	.00
FUND TOTALS	10.15	.01	.00	10.16
2020 037 HIGH RISK TREATMENT PROGRAM				
CASH	9,131.97	.00	10,025.20	893.23
CASH-OPERATING	.00	.00	.00	.00
CD INVESTMENTS	.00	.00	.00	.00
RECEIVABLES	.00	.00	.00	.00
INVESTMENTS	.00	.00	.00	.00
GB MONEY MARKET	.00	.00	.00	.00
STATE BANK MONEY MARKET	.00	.00	.00	.00
FUND TOTALS	9,131.97	.00	10,025.20	893.23
2020 038 BEAR CREEK FMAG 2965-2011				
CASH	4,320.70	5.12	.00	4,325.82
CASH - OPERATING	.00	.00	.00	.00
RECEIVABLES	.00	.00	.00	.00
CD INVESTMENTS	.00	.00	.00	.00
INVESTMENTS	.00	.00	.00	.00
MONEY MARKET GB	.00	.00	.00	.00
FUND TOTALS	4,320.70	5.12	.00	4,325.82
2020 039 TEXAS CDBG CONTRACT 713069				
CASH	9.92	.01	.00	9.93
CASH - OPERATING	.00	.00	.00	.00

ACCOUNT NAME	BEGINNING CASH BALANCE	CASH RECEIPTS	CASH DISBURSEMENTS	ENDING CASH BALANCE
RECEIVABLES	.00	.00	.00	.00
INVESTMENTS	.00	.00	.00	.00
INVESTMENTS	.00	.00	.00	.00
FUND TOTALS	9.92	.01	.00	9.93
2020 040 TEXAS CDBG CONTRACT 7216247				
CASH	493.34	.58	.00	493.92
INVESTMENTS	.00	.00	.00	.00
INVESTMENTS	.00	.00	.00	.00
GB MONEY MARKET	.00	.00	.00	.00
STATE BANK MONEY MARKET	.00	.00	.00	.00
FUND TOTALS	493.34	.58	.00	493.92
2020 041 LAW LIBRARY				
CASH - LAW LIBRARY OPERATING	25,257.03	1,350.00	2,953.80	26,860.83
CASH OPERATING	.00	.00	.00	.00
C.D INVESTMENT	.00	.00	.00	.00
RECEIVABLES	.00	.00	.00	.00
CD INVESTMENT	.00	.00	.00	.00
FUND TOTALS	25,257.03	1,350.00	2,953.80	26,860.83
2020 042 INDIGENT DEFENSE GRANT (SB7)				
INDIGENT DEFENSE GRANT (SB7)	.00	.00	.00	.00
CASH - INDIGENT DEFENSE	42,194.23	50.01	.00	42,244.24
CASH OPERATING	.00	.00	.00	.00
CD INVESTMENT	.00	.00	.00	.00
RECEIVABLES	.00	.00	.00	.00
TEXPOOL INVESTMENTS	.00	.00	.00	.00
BANK INVESTMENTS	.00	.00	.00	.00
MONEY MARKET GB	.00	.00	.00	.00
STATE BANK MONEY MARKET	.00	.00	.00	.00
FUND TOTALS	42,194.23	50.01	.00	42,244.24
2020 043 DIST ATT, ESCROW ACCOUNT				
DIST ATT, ESCROW ACCOUNT	.00	.00	.00	.00
CASH OPERATING-DA ESCROW ACCT	322.36	.38	.00	322.74
CASH OPERATING	.00	.00	.00	.00
C.D INVESTMENT	.00	.00	.00	.00
RECEIVABLES	.00	.00	.00	.00
INVESTMENTS	.00	.00	.00	.00
CD INVESTMENT GB	.00	.00	.00	.00
MONEY MARKET GB	.00	.00	.00	.00
STATE BANK MONEY MARKET	.00	.00	.00	.00
FUND TOTALS	322.36	.38	.00	322.74
2020 044 C.D.A. FORFEITURE ACCOUNT				
C.D.A. FORFEITURE ACCOUNT	.00	.00	.00	.00
CASH OPERATING-CDA FORFEITURE	12,103.51	13.69	827.65	11,289.55
CASH OPERATING	.00	.00	.00	.00
C.D INVESTMENT	.00	.00	.00	.00
RECEIVABLES	.00	.00	.00	.00
TEXPOOL INVESTMENTS	.00	.00	.00	.00
CD INVESTMENT	.00	.00	.00	.00
GB MONEY MARKET	.00	.00	.00	.00
STATE BANK MONEY MARKET	29,560.41	26.63	.00	29,587.04
FUND TOTALS	41,663.92	40.32	827.65	40,876.59

ACCOUNT NAME	BEGINNING CASH BALANCE	CASH RECEIPTS	CASH DISBURSEMENTS	ENDING CASH BALANCE
2020 045 REGIONAL INTRASTATE TASK_FORCE				
ARK-LA-TEX NARC TASK FORCE	927.42	1.09	.00	928.51
REGIONAL TASK FRC CASH	.00	.00	.00	.00
CASH OPERATING	.00	.00	.00	.00
C D INVESTMENTS	.00	.00	.00	.00
RECEIVABLES	.00	.00	.00	.00
INVESTMENTS	.00	.00	.00	.00
CD INVESTMENTS	.00	.00	.00	.00
STATE BANK MONEY MARKET	.00	.00	.00	.00
FUND TOTALS	927.42	1.09	.00	928.51
2020 046 TASK FORCE PROGRAM INCOME				
TASK FORCE PROGRAM INCOME	8,255.08	9.78	.00	8,264.86
TF PROGRAM INCOME-CASH	.00	.00	.00	.00
CASH OPERATING	.00	.00	.00	.00
CD INVESTMENTS	.00	.00	.00	.00
RECEIVABLES	.00	.00	.00	.00
TF-PI INVESTMENTS	.00	.00	.00	.00
INVESTMENTS	.00	.00	.00	.00
GB MONEY MARKET	.00	.00	.00	.00
STATE BANK MONEY MARKET	36,647.42	33.01	.00	36,680.43
FUND TOTALS	44,902.50	42.79	.00	44,945.29
2020 047 CDA-STATE FUNDS				
CDA STATE FUNDS	4,550.64	9,171.70	1,368.15	12,354.19
CASH	.00	.00	.00	.00
CASH OPERATING	.00	.00	.00	.00
CD INVESTMENTS	.00	.00	.00	.00
RECEIVABLES	.00	.00	.00	.00
INVESTMENTS	.00	.00	.00	.00
CD INVESTMENTS	.00	.00	.00	.00
FUND TOTALS	4,550.64	9,171.70	1,368.15	12,354.19
2020 048 TEXAS HISTORICAL GRANT				
CASH	5,049.90	5.98	.00	5,055.88
CASH OPERATING	.00	.00	.00	.00
CD INVESTMENTS	.00	.00	.00	.00
RECEIVABLES	.00	.00	.00	.00
CD INVESTMENTS	.00	.00	.00	.00
GB MONEY MARKET	.00	.00	.00	.00
STATE BANK MONEY MARKET	22,867.93	20.59	.00	22,888.52
FUND TOTALS	27,917.83	26.57	.00	27,944.40
2020 049 VSO DONATIONS FUND				
CASH	866.90	.85	212.45	655.30
CASH OPERATING	.00	.00	.00	.00
RECEIVABLES	.00	.00	.00	.00
FUND TOTALS	866.90	.85	212.45	655.30
2020 050 ARK LA TEX SEIZ/FORFT.FUND				
ARK-LA-TEX FORF/SEIZ.	268.45	.00	.00	268.45
CASH	.00	.00	.00	.00
CASH OPERATING	.00	.00	.00	.00
C D INVESTMENTS	.00	.00	.00	.00
INVESTMENTS	.00	.00	.00	.00

ACCOUNT NAME	BEGINNING CASH BALANCE	CASH RECEIPTS	CASH DISBURSEMENTS	ENDING CASH BALANCE
2020 051 CDA FORFEITURE FUNDS				
CDA FEDERAL FORFEITURES FUND				
CASH	11,490.92	13.61	.00	11,504.53
CASH-OPERATING	.00	.00	.00	.00
C D INVESTMENTS	.00	.00	.00	.00
TEXPOOL INVESTMENTS	.00	.00	.00	.00
CD INVESTMENT	.00	.00	.00	.00
MONEY MARKET	.00	.00	.00	.00
STATE BANK MONEY MARKET	10,718.98	9.65	.00	10,728.63
FUND TOTALS	22,209.90	23.26	.00	22,233.16
2020 052 SHERIFF FEDERAL FORFEITURES				
SHERIFF FEDERAL FORFEITURES				
CASH	4,492.04	5.32	.00	4,497.36
CASH-OPERATING	.00	.00	.00	.00
C D INVESTMENTS	.00	.00	.00	.00
INVESTMENTS	.00	.00	.00	.00
CD INVESTMENTS	.00	.00	.00	.00
MONEY MARKET GB	.00	.00	.00	.00
STATE BANK MONEY MARKET	.00	.00	.00	.00
FUND TOTALS	4,492.04	5.32	.00	4,497.36
2020 053 SHERIFF OFFICE DONATIONS FUND				
SHERIFF OFFICE DONATIONS FUND				
CASH	.00	.00	.00	.00
CASH-OPERATING	.00	.00	.00	.00
RECEIVABLES	.00	.00	.00	.00
FUND TOTALS	.00	.00	.00	.00
2020 054 ELECTIONS DONATIONS FUND				
ELECTIONS DONATIONS FUND				
CASH	.00	.00	.00	.00
CASH-OPERATING	.00	.00	.00	.00
RECEIVABLES	.00	.00	.00	.00
FUND TOTALS	.00	.00	.00	.00
2020 055 HOME GRANT PROJECTS 2017				
HOME GRANT PROJECTS 2017				
CASH	18,672.71	21.04	.00	18,693.75
CASH-OPERATING	.00	.00	2,291.00	16,402.75
CD INVESTMENTS	.00	.00	.00	.00
A/R	.00	.00	.00	.00
RECEIVABLES	.00	.00	.00	.00
FUND TOTALS	18,672.71	21.04	2,291.00	16,402.75
2020 056 E.O. FERAL HOG ABATEMENT PGM				
E.O. FERAL HOG ABATEMENT PGM				
CASH	6,995.00	400.00	253.03	6,848.03
CASH-OPERATING	.00	.00	.00	.00
RECEIVABLES	.00	.00	.00	.00
FUND TOTALS	6,995.00	400.00	253.03	6,848.03
2020 057 JP TECH/TRANSACTION/SECURITY				
JP TECH/TRANSACTION/SECURITY				
CASH	.00	.00	.00	.00
CASH-OPERATING	.00	.00	.00	.00
RECEIVABLES	.00	.00	.00	.00
FUND TOTALS	.00	.00	.00	.00

ACCOUNT NAME	BEGINNING CASH BALANCE	CASH RECEIPTS	CASH DISBURSEMENTS	ENDING CASH BALANCE
2020 058 CH1701.157 LEOSE DA/SHER/CONST				
CASH	.00	.00	.00	.00
CASH-OPERATING	.00	.00	.00	.00
RECEIVABLES	.00	.00	.00	.00
FUND TOTALS	.00	.00	.00	.00
2020 060 MENTAL HEALTH PROGRAM # 4				
CASH	.00	.00	.00	.00
CASH-OPERATING	.00	.00	.00	.00
CD INVESTMENTS	.00	.00	.00	.00
RECEIVABLES	.00	.00	.00	.00
INVESTMENTS	.00	.00	.00	.00
MONEY MARKET GB	.00	.00	.00	.00
STATE BANK MONEY MARKET	.00	.00	.00	.00
FUND TOTALS	.00	.00	.00	.00
2020 061 AGGRESSIVE BEHAVIOR PROGRAM#20				
CASH	.00	.00	.00	.00
CASH-OPERATING	.00	.00	.00	.00
CD INVESTMENTS	.00	.00	.00	.00
RECEIVABLES	.00	.00	.00	.00
INVESTMENTS	.00	.00	.00	.00
MONEY MARKET	.00	.00	.00	.00
STATE BANK MONEY MARKET	.00	.00	.00	.00
FUND TOTALS	.00	.00	.00	.00
2020 062 CTIF-01-034 TXDOT GRANT				
CASH	752.59	.89	.00	753.48
CASH-OPERATING	.00	.00	.00	.00
GB MONEY MARKET	.00	.00	.00	.00
STATE BANK MONEY MARKET	.00	.00	.00	.00
FUND TOTALS	752.59	.89	.00	753.48
2020 063 CASS COUNTY DRUG COURT				
CASH	51,420.82	53,699.20	24,476.22	22,197.84
CD INVESTMENTS	.00	.00	.00	.00
RECEIVABLES	.00	.00	.00	.00
INVESTMENTS	.00	.00	.00	.00
GB MONEY MARKET	.00	.00	.00	.00
FUND TOTALS	51,420.82	53,699.20	24,476.22	22,197.84
2020 064 VETERANS PROGRAM				
CASH	16,819.95	1,680.00	.00	18,499.95
CASH-OPERATING	.00	.00	.00	.00
CD INVESTMENTS	.00	.00	.00	.00
RECEIVABLES	.00	.00	.00	.00
INVESTMENTS	.00	.00	.00	.00
MONEY MARKET	.00	.00	.00	.00
STATE BANK MONEY MARKET	.00	.00	.00	.00
FUND TOTALS	16,819.95	1,680.00	.00	18,499.95
2020 065 FEMA 4269				
CASH	538.43	.63	.00	539.06
GB MONEY MARKET	.00	.00	.00	.00
STATE BANK MONEY MARKET	.00	.00	.00	.00
FUND TOTALS	538.43	.63	.00	539.06

ACCOUNT NAME	BEGINNING CASH BALANCE	CASH RECEIPTS	CASH DISBURSEMENTS	ENDING CASH BALANCE
2020 066 FINANCIAL RESPONSIBILITY PROG FINANCIAL RESPONSIBILITY PGM CASH CASH-OPERATING CD INVESTMENTS RECEIVABLES INVESTMENTS GB MONEY MARKET STATE BANK MONEY MARKET FUND TOTALS	.00 .00 .00 .00 .00 .00 .00 .00 .00 .00	.00 .00 .00 .00 .00 .00 .00 .00 .00	.00 .00 .00 .00 .00 .00 .00 .00 .00	.00 .00 .00 .00 .00 .00 .00 .00 .00
2020 067 PRE-TRIAL DIVERSION CASH-PRE-TRIAL DIVERSION CASH-OPERATING RECEIVABLES FUND TOTALS	5,861.20 .00 .00 5,861.20	.00 .00 .00 .00	2,815.52 .00 2,815.52	3,045.68 .00 3,045.68
2020 069 TEXAS GRANT CDBG # 7219070 CASH RECEIVABLES INVESTMENTS FUND TOTALS	.00 .00 .00 .00	.00 .00 .00 .00	.00 .00 .00 .00	.00 .00 .00 .00
2020 070 RIGHT OF WAY FUND CASH -RIGHT OF WAY OPERATING CASH-OPERATING C D INVESTMENT RECEIVABLES TEXPOOL INVESTMENTS CD INVESTMENT MAIN MONEY MARKET GB STATE BANK MONEY MARKET FUND TOTALS	16,910.16 .00 .00 .00 .00 .00 .00 103,833.46 120,743.62	2,485.95 .00 .00 .00 .00 .00 .00 93.54 2,579.49	.00 .00 .00 .00 .00 .00 .00 .00 .00	19,396.11 .00 .00 .00 .00 .00 .00 103,927.00 123,323.11
2020 072 CASS COUNTY FORESTRY FUND CASH-CASS COUNTY FORESTRY FUND CASH OPERATING C D INVESTMENT RECEIVABLES INVESTMENTS CD INVESTMENT MAIN GB MONEY MARKET STATE BANK MONEY MARKET MAIN TEXAR CD TCLASS INVESTMENT POOL FUND TOTALS	25,333.41 .00 .00 .00 49,206.08 .00 696,538.43 .00 771,077.92	19.98 .00 .00 62.19 .00 627.51 .00 709.68	9,416.00 .00 .00 .00 .00 .00 .00 .00 9,416.00	15,937.39 .00 .00 49,268.27 .00 697,165.94 .00 762,371.60
2020 080 CASS COUNTY JAIL CONSTRUCTION CASH-CASS CO JAIL CONST C D INVESTMENT RECEIVABLES INVESTMENTS-CC JAIL CONST CD INVESTMENT FUND TOTALS	.00 .00 .00 .00 .00 .00	.00 .00 .00 .00 .00 .00	.00 .00 .00 .00 .00 .00	.00 .00 .00 .00 .00 .00
2020 081 CC JAIL INT & SINKING CASH-CC JAIL INT & SINKING	.00	.00	.00	.00

ACCOUNT NAME	BEGINNING CASH BALANCE	CASH RECEIPTS	CASH DISBURSEMENTS	ENDING CASH BALANCE
C D INVESTMENT RECEIVABLES	.00	.00	.00	.00
INVESTMENTS	.00	.00	.00	.00
BANK INVESTMENT	.00	.00	.00	.00
FUND TOTALS	.00	.00	.00	.00

2020 082 RESOURCE RECOVERY I&S	.00	.00	.00	.00
CASH-CC RESOURCE RECOVERY	.00	.00	.00	.00
PETTY CASH	.00	.00	.00	.00
C D INVESTMENT RECEIVABLES	.00	.00	.00	.00
INVESTMENTS	.00	.00	.00	.00
BANK INVESTMENT	.00	.00	.00	.00
FUND TOTALS	.00	.00	.00	.00

2020 083 RESOURCE RECOVERY INT&SINKING	.00	.00	.00	.00
CASH-RES REC INT&SINKING	.00	.00	.00	.00
C D INVESTMENT RECEIVABLES	.00	.00	.00	.00
INVESTMENTS	.00	.00	.00	.00
BANK INVESTMENT	.00	.00	.00	.00
FUND TOTALS	.00	.00	.00	.00

2020 084 COMBINED INTEREST & SINKING	.00	.00	.00	.00
INTEREST	10,721.29	398,385.61	398,375.00	10,731.90
CASH	.00	.00	.00	.00
CASH-OPERATING	.00	.00	.00	.00
CD INVESTMENT	.00	.00	.00	.00
RECEIVABLES	.00	.00	.00	.00
INVESTMENTS	.00	.00	.00	.00
BANK INVESTMENTS	.00	.00	.00	.00
C I&S STATE BANK MONEY MARKET	565,849.71	232,551.16	398,375.00	400,025.87
C I&S GB MM	576,571.00	630,936.77	796,750.00	410,757.77
FUND TOTALS	114,353.94	89,181.49	9,982.50	193,552.93

2020 085 LAW ENFORC CONSTRUCTION FUND	6,826.39	8.09	.00	6,834.48
06 CONSTRUCTION & RENOVATION	.00	.00	.00	.00
CASH OPERATING	.00	.00	.00	.00
C D INVESTMENT	12,424.02	15.70	.00	12,439.72
INVESTMENTS	.00	.00	.00	.00
CD INVESTMENTS	.00	.00	.00	.00
MAIN MONEY MARKET GB	.00	.00	.00	.00
STATE BANK MONEY MARKET	19,250.41	23.79	.00	19,274.20
FUND TOTALS	37,500.82	47.58	.00	37,548.40

2020 086 INTEREST & SINKING SERIES 2016	8,394.09	4,999.54	4,991.25	8,402.38
CASH OPERATING	.00	.00	.00	.00
CASH OPERATING	.00	.00	.00	.00
CD INVESTMENTS	.00	.00	.00	.00
RECEIVABLES	.00	.00	.00	.00
INVESTMENTS	.00	.00	.00	.00
BANK INVESTMENTS	.00	.00	.00	.00
C I&S STATE BANK MONEY MARKET	105,959.85	84,181.95	4,991.25	185,150.55
C I&S GB MM	114,353.94	89,181.49	9,982.50	193,552.93
FUND TOTALS	228,613.88	173,363.98	14,973.75	226,994.11

2020 089 CDA DISCRETIONARY FUND	8,080.12	69.53	110.32	8,039.33
CASH				

ACCOUNT NAME	BEGINNING CASH BALANCE	CASH RECEIPTS	CASH DISBURSEMENTS	ENDING CASH BALANCE
CASH-OPERATING	.00	.00	.00	.00
C D INVESTMENT	.00	.00	.00	.00
RECEIVABLES	.00	.00	.00	.00
FUND TOTALS	8,080.12	69.53	110.32	8,039.33
2020 090 PAYROLL FUND	.00	.00	.00	.00
PAYROLL CASH	12,035.80	.00	.00	12,035.80
CASH OPERATING	.00	.00	.00	.00
FUND TOTALS	12,035.80	.00	.00	12,035.80
2020 096 GENERAL FIXED ASSETS	.00	.00	.00	.00
CASH	.00	.00	.00	.00
LAND,BLDGS & IMPROVEMENTS	.00	.00	.00	.00
EQUIP,FURN, & FIXTURES	.00	.00	.00	.00
CAPITAL LEASE ASSETS (AUTOS)	.00	.00	.00	.00
CONSTRUCTION IN PROGRESS	.00	.00	.00	.00
FUND TOTALS	.00	.00	.00	.00
2020 097 GENERAL LONG TERM DEBT	.00	.00	.00	.00
CASH	.00	.00	.00	.00
FUND TOTALS	10,679,631.62	10,683,106.51	7,235,436.12	14,127,302.01
GRAND TOTALS				

FUND NAME	CHECKING ACCOUNT	CHECKING AMOUNT	TDOA ACCOUNT	TDOA AMOUNT	FUND TOTAL
2020 010 GENERAL FUND	MAIN SB OS	99,130.77-	MAIN TDOA MAIN GB MM MAIN SB MM MAIN TCLAS MAIN TA CD	157,186.46 5,384,555.65 2,255,689.52 156,018.39	7,854,320.25
2020 011 DIST & CO COURT LAW FUND	MAIN SB OS	102,455.57-	MAIN TDOA MAIN GB MM MAIN SB MM		102,455.57-
2020 012 MAIN ROAD & BRIDGE	MAIN SB OS	920,924.36	MAIN TDOA MAIN GB MM MAIN SB MM MAIN TCLAS		920,924.36
2020 013 H.A.V.A.	MAIN SB OS	5,419.85	MAIN TDOA		5,419.85
2020 014 TOBACCO SETTLEMENT	MAIN SB OS	17,770.17	MAIN TDOA MAIN GB MM MAIN RR CD MAIN SB MM MAIN DC CD MAIN RR SV MAIN TX CD MAIN TX SV	59,244.75 250,158.11 473,393.46 249,237.97 15.31 25.00	1,049,844.77
2020 015 BEAR CK DISASTER DONATION	BRCREEK				
2020 016 JUVENILE PROBATION	MAIN SB OS	47,984.68	MAIN TDOA MAIN GB MM MAIN SB MM	147,126.73 198,946.24	394,057.65
2020 017 ADULT PROBATION	MAIN SB OS	57,603.56	MAIN TDOA MAIN GB MM MAIN SB MM	111,704.03 100,067.07	269,374.66
2020 018 CASS CO RESTITUTION CENTER	MAIN SB OS		MAIN TDOA		
2020 019 SATP TRACK III	BANK SB OS	9,239.72	MAIN GB MM MAIN SB MM		9,239.72
2020 020 COMMUNITY SVC RESTITUTION	MAIN SB OS	3,327.53	MAIN GB MM MAIN SB MM		3,327.53
2020 021 ROAD AND BRIDGE #1	MAIN SB OS	24,794.77-	MAIN TDOA MAIN GB MM MAIN SB MM MAIN TCLAS	85,777.77 183,327.31 560,126.79	804,437.10
2020 022 ROAD AND BRIDGE #2	MAIN SB OS	23,937.24-	MAIN TDOA MAIN GB MM MAIN SB MM MAIN TCLAS	95,949.44 253,243.88 167,791.02	493,047.10

COMBINED STATEMENT OF CASH POSITION FOR FEBRUARY

FUND NAME	CHECKING ACCOUNT	CHECKING AMOUNT	TDOA ACCOUNT	TDOA AMOUNT	FUND TOTAL
2020 023 ROAD AND BRIDGE #3	MAIN SB OS	19,752.31-	MAIN TDOA MAIN GB MM MAIN SB MM MAIN TCLAS	28,441.23 216,923.89 52,283.94	277,896.75
2020 024 ROAD AND BRIDGE #4	MAIN SB OS	17,286.62-	MAIN TDOA MAIN GB MM MAIN SB MM MAIN TCLAS	81,318.21 310,306.20 20,913.44	395,251.23
2020 025 AIP PROGRAM	MAIN SB OS	36,418.79-	MAIN TDOA		36,418.79-
2020 026 CASS COUNTY RESOURCE RECOVER	MAIN SB OS		MAIN TDOA		
2020 027 COUNTY CLERK ARCHIVE FUND	MAIN SA OS				
2020 028 CASS COUNTY PARK	MAIN SB OS	286.81-			286.81-
2020 029 FEDERAL-ROAD IMPROVMT 071019	MAIN SB OS	1,852.57	MAIN TDOA		1,852.57
2020 030 LINDEN ENTERPRISE FUND	MAIN SB OS	24.21	MAIN TDOA MAIN GB MM MAIN SB MM		24.21
2020 031 EMG WATERSHED AG-7442-C-1100	MAIN SB OS		MAIN TDOA		
2020 032 FEDERAL IMPROVEMENT 0711037	MAIN SB OS	.47	MAIN TDOA		.47
2020 033 SATT PROGRAM	MAIN		MAIN TDOA		
2020 034 MENTAL HEALTH INITIATIVE PRG	MAIN SA OS	4,896.45-	MAIN TDOA MAIN GB MM MAIN SB MM		4,896.45-
2020 035 CIVIL CHILD SUPPORT PROGRAM	MAIN SB OS	31,472.52	MAIN GB MM MAIN SB MM	47,500.00	78,972.52
2020 036 FEMA DR-1999-TX 2011 WILDFIR	MAIN SB OS	10.16	MAIN TDOA		10.16
2020 037 HIGH RISK TREATMENT PROGRAM	MAIN SB OS	893.23-	MAIN TDOA MAIN GB MM MAIN SB MM		893.23-
2020 038 BEAR CREEK FMAG 2965-2011	MAIN SB OS	4,325.82	MAIN TDOA MAIN GB MM		4,325.82
2020 039 TEXAS CDBG CONTRACT 713069	MAIN	9.93			

COMBINED STATEMENT OF CASH POSITION FOR FEBRUARY

DATE 04/17/2020 TIME 10:28

FUND NAME	CHECKING ACCOUNT	CHECKING AMOUNT	TDOA ACCOUNT	TDOA AMOUNT	FUND TOTAL
2020 040 TEXAS CDBG CONTRACT 7216247	MAIN SB OS MAIN	493.92	MAIN GB MM MAIN SB MM		493.92
2020 041 LAW LIBRARY	MAIN SB OS	26,860.83			26,860.83
2020 042 INDIGENT DEFENSE GRANT (SB7)	MAIN SB OS MAIN	42,244.24	MAIN TDOA MAIN GB MM MAIN SB MM		42,244.24
2020 043 DIST ATT, ESCROW ACCOUNT	MAIN SB OS MAIN	322.74	MAIN TDOA MAIN GB MM MAIN SB MM		322.74
2020 044 C.D.A.FORFEITURE ACCOUNT	MAIN SB OS MAIN	11,289.55	MAIN TDOA MAIN GB MM MAIN SB MM	29,587.04	40,876.59
2020 045 REGIONAL INTRASTATE TASK FORMAIN	MAIN SB OS MAIN	928.51	MAIN SB MM		928.51
2020 046 TASK FORCE PROGRAM INCOME	MAIN SB OS MAIN	8,264.86	MAIN GB MM MAIN SB MM	36,680.43	44,945.29
2020 047 CDA-STATE FUNDS	MAIN SB OS MAIN	12,354.19	MAIN TDOA		12,354.19
2020 048 TEXAS HISTORICAL GRANT	MAIN SB OS MAIN	5,055.88	MAIN GB MM MAIN SB MM	22,888.52	27,944.40
2020 049 VSO DONATIONS FUND	MAIN SB OS MAIN	655.30			655.30
2020 050 ARK LA TEX SEIZ/FORFT.FUND	MAIN SB OS MAIN	268.45			268.45
2020 051 CDA FORFEITURE FUNDS	MAIN SB OS MAIN	11,504.53	MAIN TDOA MAIN GB MM MAIN SB MM	10,728.63	22,233.16
2020 052 SHERIFF FEDERAL FORFEITURES	MAIN SB OS MAIN	4,497.36	MAIN TDOA MAIN GB MM MAIN SB MM		4,497.36
2020 053 SHERIFF OFFICE DONATIONS FUNMAIN	MAIN SB OS MAIN				
2020 054 ELECTIONS DONATIONS FUND	MAIN SB OS MAIN				
2020 055 HOME GRANT PROJECTS 2017	MAIN SB OS MAIN	16,402.75			16,402.75
2020 056 E.O. FERAL HOG ABATEMENT PGMMAIN		6,848.03			

COMBINED STATEMENT OF CASH POSITION FOR FEBRUARY

DATE 04/17/2020 TIME 10:28

FUND TOTAL
6,848.03-

CHECKING ACCOUNT
TDOA AMOUNT

CHECKING AMOUNT

CHECKING ACCOUNT
TDOA ACCOUNT

FUND NAME

2020 057 JP TECH/TRANSACTION/SECURITYMAIN
2020 058 CH1701.157 LEOSE DA/SHER/CONMAIN
2020 060 MENTAL HEALTH PROGRAM # 4
2020 061 AGGRESSIVE BEHAVIOR PROGRAM#MAIN
2020 062 CTIF-01-034 TXDOT GRANT
2020 063 CASS COUNTY DRUG COURT
2020 064 VETERANS PROGRAM
2020 065 FEMA 4269
2020 066 FINANCIAL RESPONSIBILITY PROMAIN
2020 067 PRE-TRIAL DIVERSION
2020 069 TEXAS GRANT CDBG # 7219070
2020 070 RIGHT OF WAY FUND
2020 072 CASS COUNTY FORESTRY FUND
2020 080 CASS COUNTY JAIL CONSTRUCTIOCC JAIL CO
2020 081 CC JAIL INT & SINKING
2020 082 RESOURCE RECOVERY I&S
2020 083 RESOURCE RECOVERY INT&SINKINCC SW I&S

FUND NAME	CHECKING ACCOUNT	CHECKING AMOUNT	TDOA ACCOUNT	TDOA AMOUNT	FUND TOTAL
2020 057 JP TECH/TRANSACTION/SECURITYMAIN	MAIN SB OS		MAIN TDOA MAIN GB MM MAIN SB MM		
2020 058 CH1701.157 LEOSE DA/SHER/CONMAIN	MAIN SB OS		MAIN TDOA MAIN GB MM MAIN SB MM		
2020 060 MENTAL HEALTH PROGRAM # 4	MAIN SB OS		MAIN GB MM MAIN SB MM		
2020 061 AGGRESSIVE BEHAVIOR PROGRAM#MAIN	MAIN SB OS		MAIN GB MM MAIN SB MM		
2020 062 CTIF-01-034 TXDOT GRANT	MAIN SB OS	753.48	MAIN GB MM MAIN SB MM		753.48
2020 063 CASS COUNTY DRUG COURT	MAIN	22,197.84-	MAIN TDOA		22,197.84-
2020 064 VETERANS PROGRAM	MAIN SB OS	18,499.95	MAIN TDOA MAIN GB MM MAIN SB MM		18,499.95
2020 065 FEMA 4269	MAIN	539.06	MAIN GB MM MAIN SB MM		539.06
2020 066 FINANCIAL RESPONSIBILITY PROMAIN	MAIN SB OS		MAIN TDOA MAIN GB MM MAIN SB MM		
2020 067 PRE-TRIAL DIVERSION	MAIN SB OS	3,045.68			3,045.68
2020 069 TEXAS GRANT CDBG # 7219070	MAIN		MAIN TDOA MAIN GB MM MAIN SB MM		
2020 070 RIGHT OF WAY FUND	MAIN SB OS	19,396.11	MAIN TDOA MAIN GB MM MAIN SB MM	103,927.00	123,323.11
2020 072 CASS COUNTY FORESTRY FUND	MAIN SB OS	15,937.39	MAIN TDOA MAIN GB MM MAIN SB MM MAIN TX CD MAIN TCLAS	49,268.27 697,165.94	
2020 080 CASS COUNTY JAIL CONSTRUCTIOCC JAIL CO			CCJC-TDOA CC JAIL CD		762,371.60
2020 081 CC JAIL INT & SINKING	CC JAILI&S		CCJIS-TDOA JAIL I&SCD		
2020 082 RESOURCE RECOVERY I&S	CC SW CONS		CCSWC-TDOA SW CONSTCD		
2020 083 RESOURCE RECOVERY INT&SINKINCC SW I&S			CCSWIS-TDO		

FUND NAME	CHECKING ACCOUNT	CHECKING AMOUNT	TDOA ACCOUNT	TDOA AMOUNT	FUND TOTAL
2020 084 COMBINED INTEREST & SINKING	CI&S MAIN SB OS	10,731.90	CI&S SB MM CI&S GB MM	400,025.87	410,757.77
2020 085 LAW ENFORC.CONSTRUCTION FUND	MAIN SB OS	6,834.48	MAIN TDOA MAIN GB MM MAIN SB MM	12,439.72	19,274.20
2020 086 INTEREST & SINKING SERIES 20	CI&S MAIN SB OS	8,402.38	CI&S SB MM CI&S GB MM	185,150.55	193,552.93
2020 089 CDA DISCRETIONARY FUND	MAIN SB OS	8,039.33			8,039.33
2020 090 PAYROLL	PAYROLL PAYROLL OS	12,035.80			12,035.80
2020 096 GENERAL FIXED ASSETS					
2020 097 GENERAL LONG TERM DEBT					
TOTAL		932,167.23		13,195,134.78	14,127,302.01

COMBINED STATEMENT OF CASH POSITION FOR FEBRUARY

DATE 04/17/2020 TIME 10:28

CHECK ACCOUNT	
ACCOUNT BALANCE - MAIN	900,997.15
ACCOUNT BALANCE - CI&S	19,134.28
ACCOUNT BALANCE - PAYROLL	12,035.80
TOTAL	<u>932,167.23</u>

TDOA ACCOUNT	
ACCOUNT BALANCE - MAIN TDOA	828,456.61
ACCOUNT BALANCE - MAIN SB MM	8,069,242.26
ACCOUNT BALANCE - MAIN TCLAS	3,056,804.71
ACCOUNT BALANCE - MAIN TA CD	156,018.39
ACCOUNT BALANCE - MAIN RR CD	250,158.11
ACCOUNT BALANCE - MAIN DC CD	249,237.97
ACCOUNT BALANCE - MAIN RR SV	15.31
ACCOUNT BALANCE - MAIN TX SV	25.00
ACCOUNT BALANCE - CI&S SB MM	585,176.42
TOTAL	<u>13,195,134.78</u>

932,167.23
+ 13,195,134.78


14,127,302.01

**TEXPOOL INVESTMENTS
FOR THE MONTH OF FEBRUARY, 2020**

FUND	BEGINNING BALANCE	INTEREST & PURCHASES	DECREASE	BOOK VALUE
General	156,987.99	198.47	-	157,186.46
Tobacco Settlement	59,169.97	74.78	-	59,244.75
Juvenile Probation	146,941.01	185.72	-	147,126.73
Adult Probation	111,563.03	141.00	-	111,704.03
R & B # 1	85,669.50	108.27	-	85,777.77
R & B # 2	95,828.33	121.11	-	95,949.44
R & B # 3	28,405.33	35.90	-	28,441.23
R & B # 4	81,215.57	102.64	-	81,318.21
Indigent Defense Grant	-	-	-	-
CDA Forfeiture	-	-	-	-
CDA - State Funds	-	-	-	-
CDA Federal Forfeiture Fund	-	-	-	-
Right of Way	-	-	-	-
Forestry	49,206.08	62.19	-	49,268.27
Construction & Renovation	12,424.02	15.70	-	12,439.72
TOTAL	827,410.83	1,045.78	-	828,456.61

Attached is a letter from TexPool stating the book and market value of their funds.

RESPECTFULLY SUBMITTED THIS 26TH DAY OF MAY, 2020.


DONNA EARLY
 CASS COUNTY TREASURER

**STATE BANK OF DEKALB
FOR THE MONTH OF FEBRUARY, 2020**

Attached is a copy of Pledged Securities (Letters of Credit).

CLOC	13,720,000.00
FDIC INSURANCE	500,000.00
BOOK VALUE	-
MARKET VALUE PLEDGED	-
ACCOUNT BALANCES	12,730,632.22
PLEDGED EXCESS	1,489,367.78

RESPECTFULLY SUBMITTED THIS 26TH DAY OF MAY, 2020.



DONNA EARLY
CASS COUNTY TREASURER

**STATE BANK OF DEKALB GENERAL MM
FOR THE MONTH OF FEBRUARY, 2020**

FUND	BEGINNING BALANCE	INTEREST & PURCHASES	DECREASE	BOOK VALUE
General	2,381,210.06	4,003,346.59	1,000,000.00	5,384,556.65
Main R & B	-	-	-	-
Tobacco	472,967.37	426.09	-	473,393.46
Juvenile Probation	198,767.18	179.06	-	198,946.24
Adult Probation	99,934.27	132.80	-	100,067.07
R & B 1	183,162.30	165.01	-	183,327.31
R & B 2	253,015.94	227.94	-	253,243.88
R & B 3	216,728.65	195.24	-	216,923.89
R & B 4	310,026.90	279.30	-	310,306.20
Linden Enterprise Fund	-	-	-	-
Civil Child Support Prgm.	47,500.00	-	-	47,500.00
Bear Creek FMAG 2965-2011	-	-	-	-
TX CDBG CONTRACT 7216247	-	-	-	-
Indigent Defense Grant	-	-	-	-
CDA Forfeiture Account	29,560.41	26.63	-	29,587.04
Task Force PI	36,647.42	33.01	-	36,680.43
Texas Historical Grant	22,867.93	20.59	-	22,888.52
CDA Forfeiture Funds	10,718.98	9.65	-	10,728.63
Sheriff Federal Forfeiture	-	-	-	-
CTIF-01-034 TXDOT Grant	-	-	-	-
FEMA 4269	-	-	-	-
Right of Way	103,833.46	93.54	-	103,927.00
Cass County Forestry	696,538.43	627.51	-	697,165.94
TOTAL	5,063,479.30	4,005,762.96	1,000,000.00	8,069,242.26

**STATE BANK OF DEKALB CI&S MM
FOR THE MONTH OF FEBRUARY, 2020**

FUND	BEGINNING BALANCE	INTEREST & PURCHASES	DECREASE	BOOK VALUE
Combined I&S Series 2015	565,849.71	232,551.16	398,375.00	400,025.87
I&S Series 2016	105,959.85	84,181.95	4,991.25	185,150.55
TOTAL	671,809.56	316,733.11	403,366.25	585,176.42

BALANCE ALL MM ACCOUNTS **8,654,418.68**

RESPECTFULLY SUBMITTED THIS 26TH DAY OF MAY, 2020.

Donna Early


DONNA EARLY
CASS COUNTY TREASURER

**TEXAS CLASS INVESTMENTS
FOR THE MONTH OF FEBRUARY, 2020**

FUND	BEGINNING BALANCE	INTEREST & PURCHASES	DECREASE	BOOK VALUE
General	2,252,819.58	2,869.94	-	2,255,689.52
Main R & B	-	-	-	-
R & B 1	559,414.15	712.64	-	560,126.79
R & B 2	167,577.55	213.47	-	167,791.02
R & B 3	52,217.42	66.52	-	52,283.94
R & B 4	20,886.84	26.60	-	20,913.44
TOTAL	3,052,915.54	3,889.17	-	3,056,804.71

Attached is a letter from Texas CLASS stating the book and market value of their funds.


RESPECTFULLY SUBMITTED THIS 26TH DAY OF MAY, 2020.


DONNA EARLY
CASS COUNTY TREASURER

**TEXANA BANK CD
FOR THE MONTH OF FEBRUARY, 2020**

FUND	BEGINNING BALANCE	INTEREST & PURCHASES	DECREASE	BOOK VALUE
General	154,993.28	1,025.11	-	156,018.39
TOTAL	154,993.28	1,025.11	-	156,018.39
BALANCE ALL ACCOUNTS	156,018.39			
FDIC INSURANCE	156,018.39			

RESPECTFULLY SUBMITTED THIS 26TH DAY OF MAY, 2020.


DONNA EARLY
CASS COUNTY TREASURER

**RED RIVER FEDERAL CREDIT UNION SAVINGS
FOR THE MONTH OF FEBRUARY, 2020**

FUND	BEGINNING BALANCE	INTEREST & PURCHASES	DECREASE	BOOK VALUE
Tobacco	15.31	-	-	15.31
TOTAL	15.31	-	-	15.31

**RED RIVER FEDERAL CREDIT UNION CD
FOR THE MONTH OF FEBRUARY, 2020**

FUND	BEGINNING BALANCE	INTEREST & PURCHASES	DECREASE	BOOK VALUE
Tobacco	249,614.21	543.90	-	250,158.11
TOTAL	249,614.21	543.90	-	250,158.11

BALANCE ALL ACCOUNTS **250,173.42**
 NCUA INSURANCE **250,173.42**

Attached is a list of balances for all county funds in the Red River Federal Credit Union.

RESPECTFULLY SUBMITTED THIS 26TH DAY OF MAY, 2020.




 DONNA EARLY
 CASS COUNTY TREASURER

**DOMINO FEDERAL CREDIT UNION CD
FOR THE MONTH OF FEBRUARY, 2020**

FUND	BEGINNING BALANCE	INTEREST & PURCHASES	DECREASE	BOOK VALUE
Tobacco	248,743.89	494.08	-	249,237.97
TOTAL	248,743.89	494.08	-	249,237.97
BALANCE ALL ACCOUNTS	249,237.97			
NCUA INSURANCE	249,237.97			

Attached is a list of balances for all county funds in the Domino Federal Credit Union.

RESPECTFULLY SUBMITTED THIS 26TH DAY OF MAY, 2020.



DONNA EARLY
CASS COUNTY TREASURER

**TEXAR FEDERAL CREDIT UNION SAVINGS
FOR THE MONTH OF FEBRUARY, 2020**

FUND	BEGINNING BALANCE	INTEREST & PURCHASES	DECREASE	BOOK VALUE
Tobacco	25.00	-	-	25.00
TOTAL	25.00	-	-	25.00

**TEXAR FEDERAL CREDIT UNION CD
FOR THE MONTH OF FEBRUARY, 2020**

FUND	BEGINNING BALANCE	INTEREST & PURCHASES	DECREASE	BOOK VALUE
Tobacco	-	-	-	-
Cass County Forestry	-	-	-	-
TOTAL	-	-	-	-

BALANCE ALL ACCOUNTS **25.00**
 NCUA INSURANCE **25.00**

Attached is a list of balances for all county funds in the TEXAR Federal Credit Union.

RESPECTFULLY SUBMITTED THIS 26TH DAY OF MAY, 2020.

Donna Early

 DONNA EARLY
 CASS COUNTY TREASURER